
























Content





















Wipers	4
Rod seals	5
Piston seals	6
Symmetrical seals	8
Back-up rings	9
Guide rings	9
Rotary seals	10
Static seals & O-rings	11
Additional standard profiles special seals & machined parts	11
Mining seals	12
Table of materials	14
Contact	16

Wipers










Profile	Type	Standardmaterial	Pressure (bar)	Temp. (°C)	Surface speed (m/sec)
	WR01	PU NBR	-	-30 to 105 -25 to 100	4
	WR01A	PU NBR	-	-30 to 105 -25 to 100	4
	WR02	PU NBR	-	-30 to 105 -25 to 100	4
	WR02A	PU NBR	-	-30 to 105 -25 to 100	4
	WR02B	PU NBR	-	-30 to 105 -25 to 100	4
	WR02C	PU NBR	-	-30 to 105 -25 to 100	4
	WR02D	PU PU-D57	-	-30 to 105	4
	WR03	PU/POM * NBR/POM *	-	-30 to 105 -25 to 100	4
	WR04	PU NBR	-	-30 to 105 -25 to 100	4
	WR07	POM PA PU-D57	-	-50 to 80 -50 to 80 -30 to 105	1
	WR08	POM PA PU-D57	-	-50 to 80 -50 to 80 -30 to 105	1
	WR11	PU NBR	-	-30 to 105 -25 to 100	4
	WR12	PU NBR	-	-30 to 105 -25 to 100	4
	WR13	PTFE/NBR	15	-25 to 100	10
	WR13_E2	PTFE/NBR	15	-25 to 100	10
	WR14	PTFE/NBR	15	-25 to 100	10
	WR15	PTFE/NBR	15	-25 to 100	10
	WR17	PU NBR	-	-30 to 105 -25 to 100	4
	WR18	PU NBR	-	-30 to 105 -25 to 100	4

* For technical reasons POM should be used up to a maximum temperature of 80° C only. For higher temperature we recommend Aluminum/Steel.










Rod seals

Profile	Type	Standardmaterial	Pressure (bar)	Temp. (°C)	Surface speed (m/sec)
	RS01	PU NBR FPM	400 160 160	-30 to 105 -25 to 100 -20 to 210	0,5
	RS01A	PU NBR FPM	300 160 160	-30 to 105 -25 to 100 -20 to 210	0,5
	RS01B	PU NBR FPM	400 160 160	-30 to 105 -25 to 100 -20 to 210	0,5
	RS01C	NBR FPM	160 160	-25 to 100 -20 to 210	1
	RS02	PU/POM NBR/POM FPM/PTFE	700 250 250	-30 to 100 -25 to 100 -20 to 210	0,5
	RS02A	PU/POM NBR/POM FPM/PTFE	700 250 250	-30 to 100 -25 to 100 -20 to 210	0,5
	RS02B	PU/PTFE	700	-30 to 105	0,5
	RS02C	PU/POM	400	-25 to 100	5
	RS03	PU/NBR	400	-25 to 100	0,5
	RS04	PU/NBR/POM	700	-25 to 100	0,5
	RS05	PU NBR	25	-30 to 105 -25 to 100	1
	RS08	PU NBR	400 160	-30 to 105 -25 to 100	0,3
	RS09	PU-D57/NBR PTFE/NBR	600	-25 to 100	5 10
	RS09A	PU-D57/NBR PTFE/NBR	600	-25 to 100	5 10
	RS09B	PU-D57/NBR PTFE/NBR	600	-25 to 100	5 10
	RS91	PU-D57/NBR PTFE/NBR	600	-25 to 100	5 10
	RS91B	PU-D57/NBR PTFE/NBR	600	-25 to 100	5 10
	RS16	PU NBR	160	-30 to 105 -25 to 100	0,5
	RS17	PU NBR	400 160	-30 to 105 -25 to 100	0,5
	RS17A	PU/POM	700	-30 to 100	0,5













Rod seals

Profile	Type	Standardmaterial	Pressure (bar)	Temp. (°C)	Surface speed (m/sec)
	RS17B	PU/NBR	400	-25 to 100	0,5
	RS17C	PU/NBR/POM	700	-25 to 100	0,5
	RS17D	PU NBR	400 160	-30 to 105 -25 to 100	0,3
	RS17E	PU/POM	700	-30 to 100	0,3
	RS19	PTFE-virgin / V-spring PTFE-filled / V-spring	200 400	-200 to 260	15
	RS19A	PTFE/V-spring	150	-200 to 260	2
	RS20	NBR/POM	700	-25 to 100	0,5
	RS31-33	PU/POM	500	-30 to 100	0,5
	RS35	PU	400	-30 to 105	0,4



















Piston seals

Profile	Type	Standardmaterial	Pressure (bar)	Temp. (°C)	Surface speed (m/sec)
	PS01	PU NBR FPM	400 160 160	-30 to 105 -25 to 100 -20 to 210	0,5
	PS01A	PU NBR FPM	300 160 160	-30 to 105 -25 to 100 -20 to 210	0,5
	PS01B	PU NBR FPM	400 160 160	-30 to 105 -25 to 100 -20 to 210	0,5
	PS01C	NBR FPM	160 160	-25 to 100 -20 to 210	1
	PS02	PU/POM NBR/POM FPM/PTFE	700 250 250	-30 to 100 -25 to 100 -20 to 210	0,5
	PS02A	PU/POM NBR/POM FPM/PTFE	700 250 250	-30 to 100 -25 to 100 -20 to 210	0,5
	PS03	PU/NBR	400	-25 to 100	0,5
	PS04	PU/NBR/POM	700	-25 to 100	0,5
	PS05	PU NBR	25	-30 to 105 -25 to 100	1







Piston seals

Profile	Type	Standardmaterial	Pressure (bar)	Temp. (°C)	Surface speed (m/sec)
	PS08	PU-D57/NBR PTFE/NBR	600	-25 bis 100	5 15
	PS08A	PU/NBR PU-D57/NBR PTFE/NBR	250 400 400	-25 to 100	1 5 15
	PS08B	PU-D57/NBR PTFE/NBR	600	-25 to 100	5 10
	PS08C	PTFE/NBR	400	-25 to 100	2
	PS08D	PTFE/NBR	400	-25 to 100	3
	PS08E	PU-D57/NBR PTFE/NBR	600	-25 to 100	5 10
	PS08F	PU-D57/NBR PU/NBR	400 250	-25 to 100	5 1
	PS81	PU-D57/NBR PTFE/NBR	600	-25 to 100	5 10
	PS81B	PU-D57/NBR PTFE/NBR	600	-25 to 100	5 10
	PS09	PU/NBR/POM	400	-25 to 100	0,5
	PS09A	PTFE/NBR/POM	400	-25 to 100	1
	PS16	PU NBR	160	-30 to 105 -25 to 100	0,5
	PS16A	PU NBR	160	-30 to 105 -25 to 100	0,5
	PS17	PU/POM NBR/POM	400 250	-25 to 100	0,5
	PS17A	PU/POM NBR/POM	400 250	-25 to 100	0,5
	PS17B	PU/POM NBR/POM	400 250	-25 to 100	0,5
	PS19	PTFE-virgin / V-spring PTFE-filled / V-spring	200 400	-200 to 260	15
	PS19A	PTFE-virgin / V-spring PTFE-filled / V-spring	200 400	-200 to 260	2
	PS20	NBR/POM	700	-25 to 100	0,5
	PS23	PU/NBR/POM	400	-25 to 100	0,5
	PS35	PU	400	-30 to 105	0,4










Symmetrical seals | Piston-, Rod seals

Profile	Type	Standardmaterial	Pressure (bar)	Temp. (°C)	Surface speed (m/sec)
	PRS06	PU NBR	400 160	-30 to 105 -25 to 100	0,5
	PRS06A	PU NBR	300 160	-30 to 105 -25 to 100	0,5
	PRS06B	PU NBR	400 160	-30 to 105 -25 to 100	0,5
	PRS06C	PU NBR	400 160	-30 to 105 -25 to 100	0,3
	PRS06D	PU NBR	400 160	-30 to 105 -25 to 100	0,5
	PRS06E	PU NBR	400 160	-30 to 105 -25 to 100	0,5
	PRS07	PU/NBR	400	-25 to 100	0,5
	PRS10SP	PU FPM POM	-	-30 to 105 -20 to 210 -60 to 100	-
	PRS10-12	PU/POM NBR/POM	500 250	-30 to 100 -25 to 100	0,5
	PRS13-15	PU/POM NBR/POM	500 250	-30 to 100 -25 to 100	0,5
	PRS18	PU/NBR	400	-25 to 100	0,5
	PRS19	PTFE-virgin / V-spring PTFE-filled / V-spring	200 400	-200 to 260	15
	PRS19B	PTFE-virgin / Helicoil Spring PTFE-filled / Helicoil Spring	200 400	-200 to 260	5
	PRS19C	PTFE-virgin / Helicoil Spring PTFE-filled / Helicoil Spring	200 400	-200 to 260	5
	PRS19D	PTFE-virgin / Helicoil Spring PTFE-filled / Helicoil Spring	200 400	-200 to 260	5
	PRS22	PU/POM NBR/POM FPM/PTFE	400 160 160	-30 to 100 -25 to 100 -20 to 210	0,5
	PRS25-27	PTFE-virgin PTFE-filled	100	-200 to 260	1,5
	PRS99	PU NBR FPM	400 160 160	-30 to 105 -25 to 100 -20 to 210	0,5

Back-up rings





















Profile	Type	Standardmaterial	Pressure (bar)	Temp. (°C)	Surface speed (m/sec)
	BUR08	POM PTFE	-	-60 to 100 -200 to 260	-
	BUR09	POM PTFE	-	-60 to 100 -200 to 260	-
	BUR10	POM PTFE	-	-60 to 100 -200 to 260	-
	BUR11	POM PTFE	-	-60 to 100 -200 to 260	-
	BUR12	POM PTFE	-	-60 to 100 -200 to 260	-
	BUR13	POM PTFE	-	-60 to 100 -200 to 260	-

Guide rings

Profile	Type	Standardmaterial	Pressure (bar)	Temp. (°C)	Surface speed (m/sec)
	BWR01	POM PTFE Polyester-fabric*	-	-60 to 100 -200 to 260 -40 to 130	4
	BWR01A	POM PTFE	-	-60 to 100 -200 to 260	4
	BWR03	POM PTFE	-	-60 to 100 -200 to 260	4
	BWR04	POM PTFE	-	-60 to 100 -200 to 260	4
	BWR05	POM PTFE	-	-60 to 100 -200 to 260	4
	BWR06	POM PTFE	-	-60 to 100 -200 to 260	4
	BWR07	POM PTFE	-	-60 to 100 -200 to 260	4
	BWR08	POM PTFE	-	-60 to 100 -200 to 260	4
	BWR09	-	-	-	-












*Various dimensions available in reels.

Rotary seals








Profile	Type	Standardmaterial	Pressure (bar)	Temp. (°C)	Surface speed (m/sec)
	OS01	PU/POM* NBR/POM* FPM/PTFE	0,5 0,5 0,5	-30 to 100 -25 to 100 -20 to 210	5 10 15
	OS02	PU/POM* NBR/POM* FPM/PTFE	0,5 0,5 0,5	-30 to 100 -25 to 100 -20 to 210	5 10 15
	OS03	PU NBR FPM	0,5 0,5 0,5	-30 to 100 -25 to 100 -20 to 210	5 10 15
	OS08	PU NBR	-	-30 to 105 -25 to 100	5 10
	OS08A	PU NBR	-	-30 to 105 -25 to 100	5 10
	R03	PU/POM NBR/POM	400 250	-30 to 100 -25 to 100	0,2 0,2
	R04	PU NBR	160 100	-30 to 105 -25 to 100	0,2 0,2
	R04A	PU NBR	160 100	-30 to 105 -25 to 100	0,2 0,2
	R05	PU NBR	160 100	-30 to 105 -25 to 100	0,2 0,2
	R05A	PU NBR	160 100	-30 to 105 -25 to 100	0,2 0,2
	VR06	NBR	-	-25 to 100	25
	VR07	NBR	-	-25 to 100	25
	R08	PTFE/NBR	350	-25 to 100	0,4
	R08D	PTFE/NBR	350	-25 to 100	0,4
	R09	PTFE/NBR	350	-25 to 100	0,4
	R09A	PTFE/NBR	350	-25 to 100	0,4
	R10	PTFE/NBR	350	-25 to 100	0,4
	R10A	PTFE/NBR	350	-25 to 100	0,4
	R11	PTFE/NBR	350	-25 to 100	0,4
	R11D	PTFE/NBR	350	-25 to 100	0,4

* For technical reasons POM should be used up to a maximum temperature of 80° C only. For higher temperature we recommend Aluminum/Steel.

Static seals and O-rings

Profile	Type	Standardmaterial	Pressure (bar)	Temp. (°C)	Surface speed (m/sec)
	FL01A	PU FPM EPDM	400 250 250	-30 to 105 -20 to 210 -50 to 130	-
	FL02B	PU FPM EPDM	400 250 250	-30 to 105 -20 to 210 -50 to 130	-
	FL03	PU NBR FPM	600 250 250	-30 to 105 -25 to 100 -20 to 210	-
	FL06	PTFE-virgin / Helicoil Spring PTFE-filled / Helicoil Spring	200 400	-60 to 200	0,1
	FL07	PTFE-virgin / Helicoil Spring PTFE-filled / Helicoil Spring	200 400	-60 to 200	0,1
	OR	PU NBR FPM	600 160 160	-30 to 105 -25 to 100 -20 to 210	-
	ORH	PU NBR FPM	600 160 160	-30 to 105 -25 to 100 -20 to 210	-
	ORV	PU NBR FPM	600 160 160	-30 to 105 -25 to 100 -20 to 210	-
	QR01	PU NBR FPM	600 160 160	-30 to 105 -25 to 100 -20 to 210	-
	QR02	PU NBR FPM	600 160 160	-30 to 105 -25 to 100 -20 to 210	-
	SS01	PU NBR FPM	600 250 250	-30 to 105 -25 to 100 -20 to 210	-






Customized seals and machined parts

Profile					
					
					

Mining seals

Profile	Type	Standardmaterial	Pressure (bar)	Temp. (°C)	Surface speed (m/sec)
	P50	PU/POM	400 dyn. 1500 stat.**	-30 to 100	0,5 0,2
	P50A	PU/POM	400 dyn. 1500 stat.**	-30 to 100	0,5 0,2
	P51	PU/NBR/POM	400 dyn. 1500 stat.**	-25 to 100	0,5 0,2
	P51A	PU/NBR/POM	400 dyn. 1500 stat.**	-25 to 100	0,5 0,2
	P51G	PU/NBR/POM	400 dyn. 1500 stat.**	-25 to 100	0,5 0,2
	P52	PU/POM	700 dyn. 1500 stat.**	-30 to 100	0,5 0,2
	P53	PU/NBR/POM	700 dyn. 1500 stat.**	-25 to 100	0,5 0,2
	P54	PU/NBR/POM	400 dyn. 1500 stat.**	-25 to 100	0,5 0,2
	P54A	PU/NBR/POM	400 dyn. 1500 stat.**	-25 to 100	0,5 0,2
	P55	PU/POM NBR/POM	700 dyn./1500 stat.** 400 dyn./1500 stat.**	-25 to 100	0,5/0,2 0,5/0,2
	R50	PU/NBR/POM	700	-25 to 100	0,5
	R50A	PU/NBR/POM	700	-25 to 100	0,5
	R51	PU/NBR	400	-25 to 100	0,5
	R52	PU/POM	700	-30 to 100	0,5
	R53	PU	400	-30 to 105	0,5
	W50	PU	-	-30 to 105	2
	W51	PU	-	-30 to 105	2

Mining seals

Profile	Type	Standardmaterial	Pressure (bar)	Temp. (°C)	Surface speed (m/sec)
	W53	PU/POM*	-	-30 to 80	2
	W54	PU	-	-30 to 105	2
	BWR01-P	POM PTFE	-	-60 to 100 -200 to 260	4
	BWR01-R	POM PTFE	-	-60 to 100 -200 to 260	4
	P58	PU	400	-30 to 105	0,3




















* For technical reasons POM should be used up to a maximum temperature of 80° C only. For higher temperature we recommend Aluminum/Steel.
** The maximum pressure allowance for dynamic and static application is dependent on the profile design.















i The listed application parameters represent only a guide and should not occur simultaneously. Pressure, speed, temperature as well as the gap dimension, but also the fluid itself are determining factors which influence each other. The data refer to the generally valid and known data in the seal technology. By means of a careful selection of specific materials for the different applications the documented data may be optimized accordingly.

The seal geometries shown in the profile synopses are standard profiles. In addition, all the profiles can get adapted to special working conditions. Besides the listed standard profiles we deliver special profiles according to customer's drawings which match the individual requirements. All seals are turned workpieces up to an outside diameter of 1.850 mm and can get delivered with short notice



Table of materials

	Description	Color	Application temp.	Hardn. at 20°C	Main application
* all Polyurethane grades resistant to hydrolysis	PU U500-R95 red		-30 to +125°C	Shore A 95 +/-2	Lip seals, wiper rings, vee packings and other seal elements Mineral oils, HFA, HFB fluids, water, sea water, dilute acids and alkaline solutions improved chemical and thermal resistance excellent wear and friction properties
	PU U510-G88 light green		-30 to +115°C	Shore A 90 +/-2	Lip seals, wiper rings, vee packings and other seal elements Mineral oils, HFA, HFB fluids, water, sea water, dilute acids and alkaline solutions Application for pneumatic and low pressure
	PU U520-OR95-HT orange		-30 to +135°C	Shore A 96 +/-2	Lip seals, wiper rings, vee packings and other seal elements Mineral oils, HFA, HFB fluids, water, sea water, dilute acids and alkaline solutions Applications at high temperature
	PU U530-B95-LT light blue		-50 to +105°C	Shore A 95 +/-2	Lip seals, wiper rings, vee packings and other seal elements Mineral oils, HFA, HFB fluids, water, sea water Applications at low temperature
	PU U540-VI95-CR violet		-30 to +115°C	Shore A 95 +/-2	Lip seals, wiper rings, vee packings and other seal elements Mineral oils, HFA, HFB fluids, water, sea water Improved chemical resistance, suitable for CIP processes Applicable for contact with foodstuff
POLYURETHANE	PU U550-GM95 dark red		-30 to +125°C	Shore A 95 +/-2	Lip seals, wiper rings, vee packings and other seal elements Mineral oils, HFA, HFB fluids, water, sea water Improved wear and friction properties for waterhydraulics and heavy duty applications with low lubrication
	PU U570-D57 blue		-30 to +125°C	Shore D 57 +/-3	Lip seals, wiper rings, vee packings and other seal elements Mineral oils, HFA, HFB fluids, water, sea water High pressure and extrusion resistance
	PU U580-D57G grey		-30 to +125°C	Shore D 57 +/-3	Back-up rings or composite seals with preload element Mineral oils, HFA, HFB fluids, water, sea water High pressure and extrusion resistance Improved wear and friction properties
NBR	PU U203-G95 green		-30 to +105°C	Shore A 95 +/-2	Lip seals, wiper rings, vee packings and other seal elements Mineral oils, HFA, HFB fluids, water, sea water
	NBR N107-B85 black		-25 to +100°C	Shore A 85 +/-5	Lip seals, wiper rings, vee packings and other seal elements Mineral oils, HFA, HFB, HFC fluids, cold water
	NBR 95 N109-B95 black		-25 to +100°C	Shore A 95 +/-5	Lip seals, wiper rings, vee packings and other seal elements Mineral oils, HFA, HFB, HFC fluids, cold water
H-NBR	NBR FDA N111-W85 white		-22 to +100°C	Shore A 85 +/-3	Lip seals, wiper rings, vee packings and other seal elements Mineral oils, HFA, HFB, HFC fluids, cold water Applicable for contact with foodstuff
	H-NBR HN112-B85 black		-25 to +150°C	Shore A 85 +/-5	Lip seals, wiper rings, vee packings and other seal elements Mineral oils, HFA, HFB, HFC fluids at high temperature Aliphatic hydrocarbons, dilute acids and bases
	H-NBR RGD HN900-B85-RGD black		-20 to +150°C	Shore A 85 +/-5	Lip seals, wiper rings, vee packings and other seal elements Mineral oils, HFA, HFB, HFC fluids at high temperature Aliphatic hydrocarbons, dilute acids and bases RGD (ED) optimized for use in Oil & Gas Industry
FPM	H-NBR RGD LT HN901-B85-RGD black		-40 to +150°C	Shore A 85 +/-5	Lip seals, wiper rings, vee packings and other seal elements Mineral oils, HFA, HFB, HFC fluids at high temperature Aliphatic hydrocarbons, dilute acids and bases RGD (ED) optimized for low temperature use in Oil & Gas Industry Meets the NORSOK M-710 requirements
	FPM F109-BR85 brown		-20 to +210°C	Shore A 85 +/-5	Lip seals, wiper rings, vee packings, oil seals at high speed and other seal elements Mineral oils, HFD fluids at high temperature Very good chemical resistance such as phosphates and chlorinated hydrocarbons, crude and sour gas
	FPM FDA F110-BR85 brown		-25 to +210°C	Shore A 85 +/-5	Mineral oils, HFD fluids at high temperature Very good chemical resistance such as phosphates and chlorinated hydrocarbons, crude and sour gas Applicable for contact with foodstuff
	FPM F111-B85 black		-25 to +210°C	Shore A 85 +/-5	Lip seals, wiper rings, vee packings, oil seals at high speed and other seal elements Mineral oils, HFD fluids at high temperature Very good chemical resistance such as phosphates and chlorinated hydrocarbons, crude and sour gas
	FPM-RGD F800-B85-RGD black		-30 to +210°C	Shore A 85 +/-5	Lip seals, wiper rings, vee packings and other seal elements Mineral oils, HFD fluids at high temperature Very good chemical resistance such as phosphates and chlorinated hydrocarbons, crude and sour gas RGD (ED) optimized for use in Oil & Gas Industry Meets the NORSOK M-710 requirements

	Description	Color	Application temp.	Hardn. at 20°C	Main application
EPDM	EPDM E131-B85 black		-50 to +130°C	Shore A 85 +/-5	Lip seals, vee packings and other seal elements Hot water and steam, ozone, dilute acids and alkaline solutions. EPDM is NOT resistant against mineral oils
	EPDM FDA E132-W85 white		-50 to +100°C	Shore A 85 +/-3	Lip seals, vee packings and other seal elements Hot water and steam, ozone, dilute acids and alkaline solutions. EPDM is NOT resistant against mineral oil Applicable for contact with foodstuff
	EPDM KTW E133-W270 black		-45 to +120°C	Shore A 85 +/-5	Lip seals, vee packings and other seal elements Hot water and steam, dilute acids and alkaline solutions. EPDM is NOT resistant against mineral oil Applicable for use in drinking water
SILICONE	Silicone FDA S102-R85 red		-55 to +210°C	Shore A 85 +/-5	Flange seals, gaskets and other static seals Mineral oils, HFA, HFB, HFC, HFD fluids, ozone Not recommended for dynamic applications Applicable for contact with foodstuff
	Silicone FDA S103-BL85 blue		-55 to +180°C	Shore A 85 +/-3	Flange seals, gaskets and other static seals Mineral oils, HFA, HFB, HFC, HFD fluids, ozone Not recommended for dynamic applications Applicable for contact with foodstuff
TFE/P	AFLAS AF101-B85 black		-15 to +210°C	Shore A 85 +/-5	Lip seals, vee packings and other seal elements Mineral oils, HFA, HFB, HFC, HFD fluids Hot water and steam, ozone, dilute acids and alkaline solutions, Sour oil and gas, amines
PTFE	PTFE-P FDA T101-W white		-200 to +260°C	Shore D 51 - 60	Composite seals with elastomer preload elements, spring loaded seals, Back-up and guide rings Resistance to almost all common chemicals and fluids except molten alkaline metals. Applicable for contact with foodstuff
	PTFE-F T105-G grey		-200 to +260°C	Shore D 55 - 64	Composite seals with elastomer preload elements Spring loaded seals, back-up and guide rings Resistance to almost all common chemicals and fluids except molten alkaline metals. Glass fibre / MoS2 reinforced for improved wear and extrusion resistance
	PTFE-40% T110-BR40 bronze brown		-200 to +260°C	Shore D 62 - 67	Composite seals with elastomer preload elements Resistance to almost all common chemicals except molten alkaline metals. Filled with 40% bronze for improved wear, pressure and extrusion resistance
PLASTICS	PTFE-25% T125-C25 carbon grey		-200 to +260°C	Shore D 62 - 67	Composite seals with elastomer preload elements Spring loaded seals, back-up and guide rings, rotary seals Resistance to almost all common chemicals except molten alkaline metals. 25% carbon powder friction properties and increased extrusion resistance
	POM FDA P101-WE white		-50 to +100°C	-	Back-up and guide rings, machined parts with tight tolerances Mineral oils, HFA, HFB, HFC fluids Minor absorption of water, applicable for contact with foodstuff
	PA FDA A112-WC natural		-40 to +90°C	-	Back-up and guide rings, machined parts Mineral oils, acids and dilute alkaline solutions Applicable for contact with foodstuff
	PEEK natural PK100-CN beige		-50 to +250°C	Shore D 90	Composite seals with elastomer preload elements, Back-up and guide rings high precision parts Excellent wear, friction and extrusion properties Resistance to almost all common chemicals Applicable for contact with foodstuff
	UHMW - PE PE1000-HD white		-200 to +80°C	Shore D 60 - 65	Back-up and guide rings, spring loaded seals Mineral oils, HFC, HFD fluids, acids and dilute alkaline solutions, Sour oil and gas Very low water absorption, excellent friction and wear properties Applicable for contact with foodstuff

i The indicated minimum application temperatures are thought as a general guideline, because a seal's function at low temperatures is dependent on the kind of the seal, the general application conditions, and on the kind of the surrounding metal parts the seal is in touch with. The indicated upper temperature limits may be exceeded, but this reduces the service life. Other materials available on request.

In case of doubt you are always welcome to contact our application engineers.

INT. HEADQUARTERS

Seal Maker Produktions- und Vertriebs GmbH
Viktor-Kaplan-Allee 7
7023 Pöttelsdorf
AUSTRIA

☎ +43 (0)2626 20085
☎ +43 (0)2626 20085 66
office@seal-maker.com

ASIA - PACIFIC

Seal Maker Asia Pacific Pte. Ltd.
#03-29 AMK Techlink Bldg.
Blk. 20, Ang Mo Kio Industrial Park 2A
Singapore 567761

☎ +65 64540568
☎ +65 65524730
singapore@seal-maker.com

AUSTRIA

Zentrale
Seal Maker Dichtungstechnik GmbH
Industriestraße Ost 7A
8605 Kapfenberg

☎ +43 (0)3862 33 5 33-0
☎ +43 (0)3862 33 5 33-3
austria@seal-maker.com

Niederlassung
Seal Maker Dichtungstechnik GmbH
Stahlstraße 2-4
4020 Linz

☎ +43 (0)732 6989 77177
☎ +43 (0)732 6980 77277
linz@seal-maker.com



© 2011 All rights reserved. Seal Maker Beteiligungs- und Dienstleistungs GmbH. Errors and omissions excepted.